

# Traffic H1

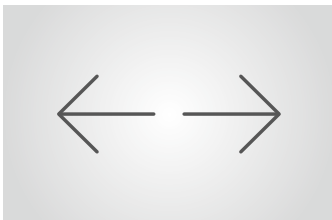
## Horizontal barrier



### For demanding security tasks


As horizontal barriers, the Traffic H1 is a specialist in vehicle and pedestrian management. It is not only used for blocking access to tunnels and lanes. It exploits its full potential when controlling junctions where traffic alternates in longitudinal and transverse directions. It is therefore not only the optimal solution for road traffic, but also for protecting material flows in production plants.

With its patented folding boom, the Traffic H1 can therefore even block crossings where the ratio of lane widths in the longitudinal and transverse directions is greater than 2:1. At the heart of the Traffic H1 is the innovative MHTM™ drive, characterised by its energy efficiency, lack of maintenance, and long service life – the Traffic H1 is designed for 10 million opening and closing cycles.



### Horizontal turning movements

As horizontal barriers, Traffic H1 can also be used in areas with limited heights. Swivel mode also allows alternate blocking of crossings in longitudinal and transverse directions.



### Innovative drive technology

The MHTM™ drive unit operates without maintenance, energy-efficiently and quietly. Its high torque ensures best possible operation even under extreme weather conditions.



### Legal security

Horizontal barriers have a conformity declaration in line with the Machinery Directive. So operators and installers are always on the safe side regarding liability issues.



### Easy access to components

Two simple hand movements suffice: easy access to the control system and drive unit by removing the hood and front panel. This increases user-friendliness and speeds up commissioning and servicing.

# Traffic H1

## Horizontal barrier

High functionality for numerous special applications  
 Patented folding boom for safety at indoor crossings with differing lane widths  
 Low power consumption for economical operation  
 Optimum accessibility for particularly simple maintenance  
 Form based on the prizewinning design of the Access barriers



Technical Data	H1LE with standard boom	H1LE with folding boom	H1SE
Barrier width	max. 6.0 m	max. 4.5 m	max. 3.5 m
Opening/closing time	4.0 s	4.0 s	2.0 s
Power consumption	max. 45 W	max. 45 W	max. 90 W
Drive technology	MHTM™	MHTM™	MHTM™
Voltage	85–264 VAC, 50/60 Hz	85–264 VAC, 50/60 Hz	85–264 VAC, 50/60 Hz
Duty cycle	100 %	100 %	100 %
Housing dimensions (W x D x H) without support	315 x 360 x 940 mm	–	315 x 360 x 940 mm
Housing dimensions (W x D x H) with support	315 x 360 x 1355 mm	315 x 360 x 1355 mm	–
Enclosure rating	IP 54	IP 54	IP 54
Temperature range	–30 to +55 °C	–30 to +55 °C	–30 to +55 °C
Weight (without boom)	55 kg	55 kg	55 kg

Features	H1LE with standard boom	H1LE with folding boom	H1SE
Standard colours	RAL 2000	RAL 2000	RAL 2000
Barrier boom	MicroBoom-H1	MicroBoom-F1	MicroBoom-H1
Control system	MGC Pro	MGC Pro	MGC Pro
Integrated 2-channel detector for induction loops	Standard	Standard	Standard
Modular expansion of control system	Freely expandable	Freely expandable	Freely expandable
Variable I/O assignment	Standard	Standard	Standard
Number of digital inputs	8	8	8
Number of relay/digital outputs	6/4	6/4	6/4
Input for safety photoelectric switch with test	Standard	Standard	Standard
Selectable closing speed	Standard	Standard	Standard
Selectable opening speed	Standard	Standard	Standard

Model	Opening Width (D)	Speed	List Price
TRAFFIC H1SE-SC01000	10Ft	2s	\$4,871
TRAFFIC H1SE-SC01200	12Ft	2s	\$4,886
TRAFFIC H1LE-SC01000	10Ft	4s	\$5,075
TRAFFIC H1LE-SC01200	12Ft	4s	\$5,090
TRAFFIC H1LE-SC01500*	15Ft	4s	\$5,136
TRAFFIC H1LE-SC02000*	20Ft	4s	\$5,182

\*Traffic barriers with arms over 14 feet must use a cable support

### Standard barrier color



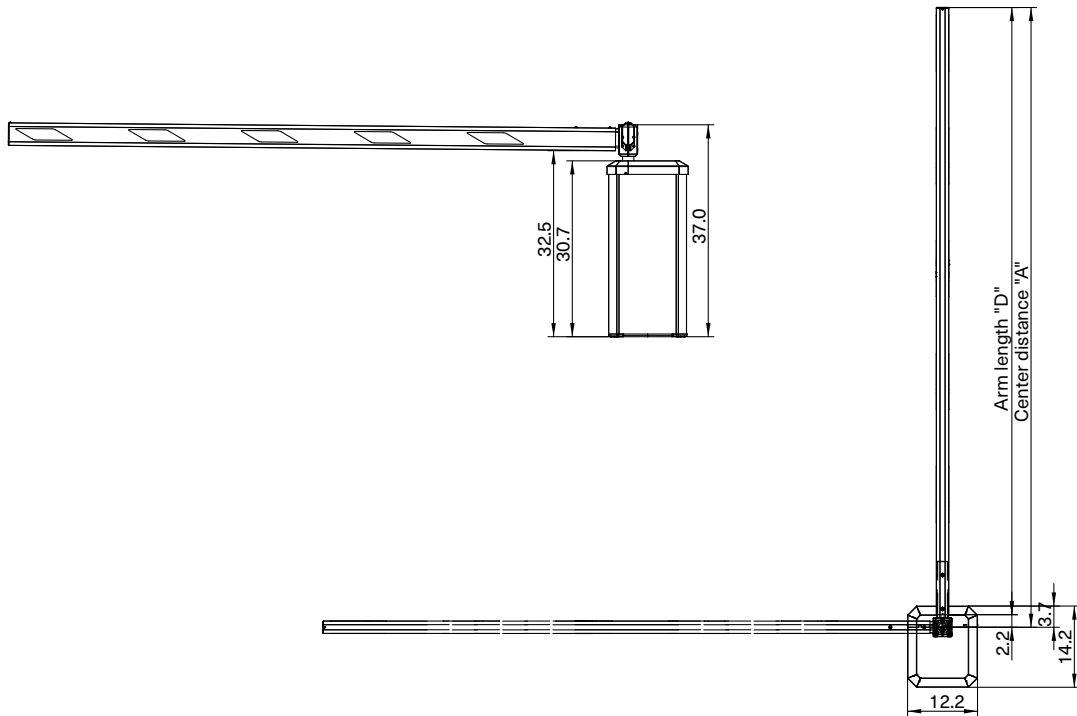
Orange  
(RAL 2000)

### Standard door color



Black-Grey (Anthracite)  
(similar to RAL 7021)

### Dimensional drawings



Options	Item no.	List Price	H1LE	H1SE
Special colors	SL08/SL01/SL04	\$220/383/434	✓	✓
Barrier arm skirt	available upon request		✓	
Folding articulated barrier arm	available upon request		✓	
Cable support*	MB-ABS02	\$684	✓	✓
Key-operated switch	SS01-KA/SS02-KA	\$210	✓	✓
Radio module	FM02-AM	\$291	✓	✓
Ethernet module	EM01	\$291	✓	✓
RS485 module	RSM01	\$291	✓	✓
CAN module (counting)	ECN01	\$357	✓	✓
Electromechanical end-position locking	BVTH01	\$1000	✓	✓
* Traffic barriers with arms over 14 feet must use a cable support				
For more information on these and additional accessories: see pages 29-36				